



Advanced Adobe Acrobat (PDF)

2001 FDI Track D-Intermediate web

Course Development

Presented by Troy Herring

E-Mail troyfish@vt.edu Phone 540.231.4826

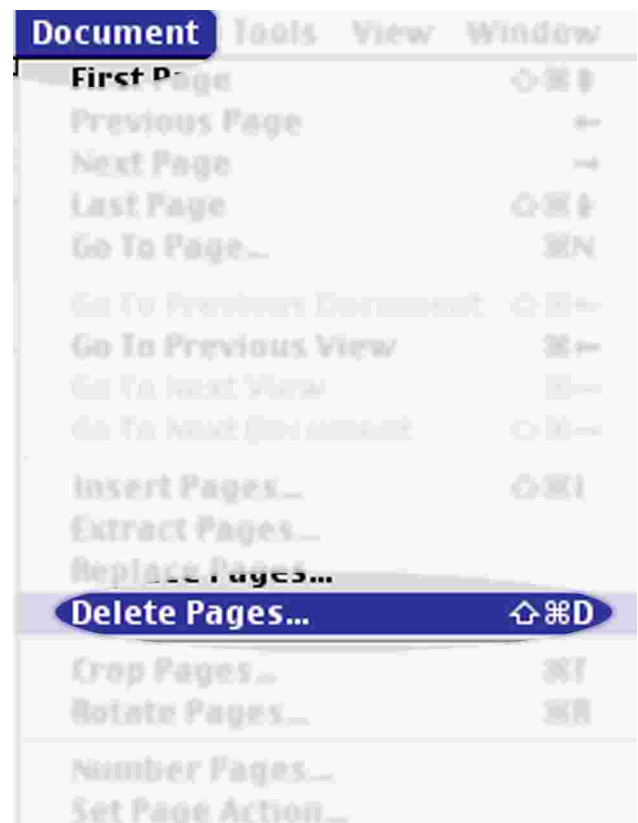
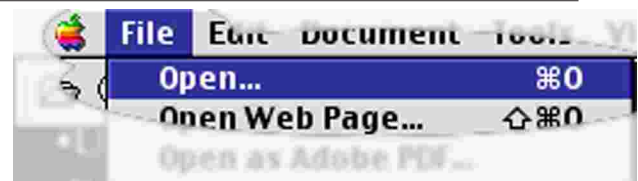


How to Delete Pages from an Acrobat file (PDF)

You can delete pages from a PDF document with the **Delete Pages** command or by deleting the page's thumbnail or tagged bookmarks.

Steps taken to Extract pages from your Acrobat PDF File

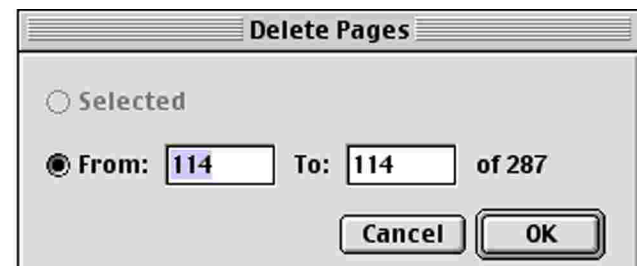
- 1) Open Acrobat 5.0
- 2) Go to **File** and scroll down to **Open..**
- 3) Choose **Document > Delete Pages.**



- 4) Enter the **page range** to be deleted, and click **OK**. Click **OK** on the prompt dialog box for final acceptance.

NOTE: You cannot delete all pages; at least one page must remain in the document.

NOTE: You can minimize the size of the document file by using the **Save As** command after deleting pages. If you want to keep a copy of the original document intact, use the **Save As** command, and **save** the restructured document under a new name.



IMPORTANT: You cannot undo the Delete Pages command.